



SYSTEMS AND PRACTICES FOR DISTRICTS WITH MULTIPLE PREK FUNDING SOURCES

Presented by Jason Gish, Associate, Office of Early Learning



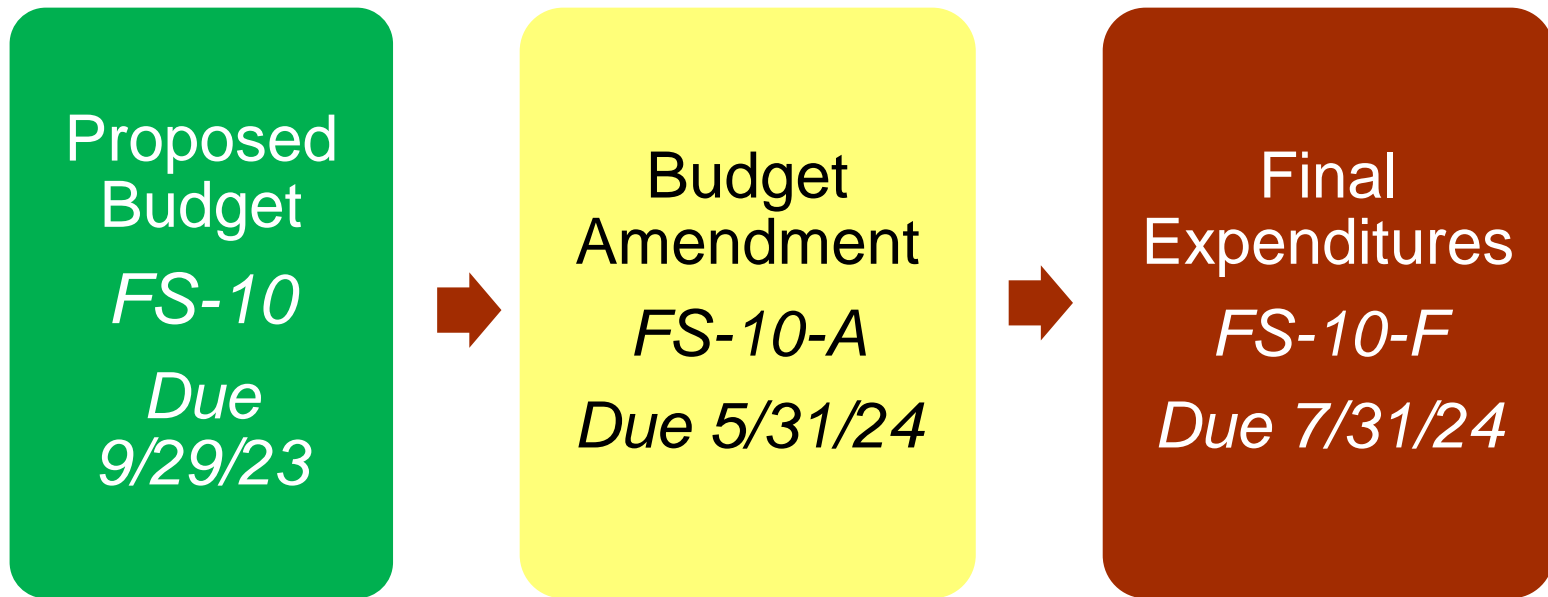
**Participants will examine
funding requirements
and contingencies for NY
State-Administered
Prekindergarten.**

-



District Fiscal Responsibilities

PreK Program Year – July 1 through June 30



Overview of Available PreK Funding

Grant for New Full-Day and	Grant for New Full-Day	Prekindergarten	Half-Day to Full-Day	Half-Day
4-Year-Old Students	4-Year-Old Students	4-Year-Old Students	4-Year-Old Students	4-Year-Old Students
SUFDRK	SUFDRK	SUFDRK	SUFDRK	STATEPREK

Full-Day-Only	Full-Day-Only	Full-Day-Only	Full-Day-Only	Half-Day or Full-Day	Full-Day-Only
*Provided by Conversion Slots and/or New Full-Day slots	*Provided by Conversion Slots and/or New Full-Day slots	*Provided by Conversion Slots and/or New Full-Day slots	*Provided by Conversion Slots and/or New Full-Day slots	*Provided by Conversion Slots and/or New Full-Day slots	*Provided by Conversion Slots and/or New Full-Day slots
Conversion Slots:	Conversion Slots:	Conversion Slots:	Conversion Slots:	Conversion Slots:	Conversion Slots:
Amount varies per student based upon \$10,000 /student with certified teacher	Amount varies per student based upon \$10,000 /student with certified teacher	Amount varies per student based upon \$10,000 /student with certified teacher	Amount varies per student based upon \$7,000 /student with uncertified teacher	Amount varies per student based upon \$10,000 /student with certified teacher	Amount varies per student based upon \$10,000 /student with certified teacher
New Full Day Slots:	New Full Day Slots:	New Full Day Slots:	New Full Day Slots:	New Full Day Slots:	New Full Day Slots:
\$10,000 /student with certified teacher	\$10,000 /student with certified teacher	\$10,000 /student with certified teacher	\$7,000 /student with uncertified teacher	\$10,000 /student with certified teacher	\$10,000 /student with certified teacher
*B-2, SWU B-2, or N-6	*B-2, SWU B-2, or N-6	*B-2, SWU B-2, or N-6		*B-2, SWU B-2, or N-6	*B-2, SWU B-2, or N-6
Certification Required	Certification Required	Certification Required		Certification Required	Certification Required

Enrollment affects funding


Expansion Grants and RFPs

Example:

2022-23 Expansion Grant

RFP/Application Process

- Round 1
 - 24 Awardees, \$11.7 million
 - » 11 began in January 2023
- Round 2
 - 33 Awardees, \$13.3 million



2023-24 Expansion Grant


Restricted Period

- Grant Announcement TBD

Effects of Expansion Grants

Managing Multiple Funding Sources

- Supplement Not Supplant Requirement
- Differing Rates



Supplement Not Supplant

Definition


Only Use New Funding in Addition to and Not in Place of Preexisting Funding

- Federal
- State
- Local Expenditures
 - Directed for PreK by Maximizing the Funds
 - In the Order in Which They Were Received

Purpose

Promote Growth





Organizing Funding

Name of Funding Source	Applicable Ed. Law	Type of Funding	Project Number	Maximum Amount
State Funded Universal Prekindergarten				
\$2,250,985		Statewide Universal Full-Day Prekindergarten	3602-ee	Award 0545-24-21
Allocation	Funding Not Available	Funding Not Available		Federally Funded Universal Prekindergarten
3602-e				
3602-a	Allocation	0409-24-7036	Funding Not Available	State Funded Universal Prekindergarten
Allocation	0409-24-7036	Funding Not Available		State Funded Universal Prekindergarten

Organizing Funding

Projected	Payable		
534,600	\$ 534,600	State Funded LIPK Allocation	\$
2,350,095	\$ 2,350,095	SLIEDPK Grant Awarded 2014-2015	\$
		Funding Not Available	
		SLIEDPK Grant Awarded 2021-2022	\$ 280,000
		SLIEDPK Grant Awarded 2022-2023	\$ 280,000

Define:

**New Full Day Slot
Conversion Slot**

Organizing Funding

Does my district
have access to...

SUFDPK?

- Use Funding Organizer
-



Differing Rates

Rates in UPK Allocations

Rate Per Student - Alternatives

- Using Allocations Lists
 - Used for:
 - » Calculating projected allocation payable
 - » Determining rates to pay collaborating agencies
- Using Selected Aid Per 1/2-Day Prekindergarten Pupil Pursuant to 3602-e(10)(b)(i)
 - Used for calculating SUFDPK conversion rates




Differing Rates

Rates in SUFDPK Grants

Rate Per Slot

- Conversion Slots
 - Vary per district according to Selected Aid Per 1/2-Day Prekindergarten Pupil
 - Subtract \$3,000 with uncertified teacher
- New Full Day Slots
 - \$10,000 with certified teacher of record
 - \$7,000 with uncertified teacher of record



Goal: to maximize the number of PreK students a district can serve.

- Applicable Laws and Regulations
- No less than 10% from each funding stream
- [Collaborating With Community-Based Organizations](#) (CBO)

- Eligible Agencies
 - Not just daycare centers
 - May be outside district boundaries
- Outreach 601 Daycare centers

Collaboration Information and Guidance

District Responsibilities

- Ensure PreK children, regardless of location, are provided equitable access to all aspects of programming.

Effects of Differing Rates

- District discretion per contracts with collaborating agencies
- What if multiple collaborating agencies are funded by different funding sources?



Paying Collaborating Agencies

- **Option 1**
Pay the CBOs different funding-based rates.
 - Pros & Cons?
- **Option 2**
Pay the CBOs the same rate, such as an average
 - Pros & Cons?
- **Other Options?**



Paying Collaborating Agencies

- **Sample SUFDPK Budget**

- Differing Rates**

- Match funding

The image shows a screenshot of a budget spreadsheet. At the top, there is a dark blue header with the text "PURCHASED SERVICES". Below this, a white row contains the text "Subtotal - Code 40" followed by "\$703,500". Below the subtotal, there is a table with four columns: "Proposed Expenditure", "Description of Item", "Provider of Services", and "Calculation of Cost". The table rows are mostly obscured by a large, colorful, abstract graphic that appears to be a corrupted or stylized image.

Paying Collaborating Agencies

- **Sample UPK Budget**

- Same Rates**

- Average available funding

PURCHASED SERVICES		
Subtotal - Code 40	\$789,750	

Paying Collaborating Agencies

- **Sample SUFDPK Budget**
 - **Same Rates**
 - Average available funding

PURCHASED SERVICES				
			Subtotal - Code 40	\$529,750
Description of Item	Provider of Services	Calculation of Cost	Proposed Expenditure	
PreK Provider	PreK Provider Sample 1	9 Conversion Slots	\$29,250	
94 Conversion Slots X \$3,250 ea.	\$305,500	PreK Provider	YMCA Provider	
		30 Full Day Slots X		




Paying Collaborating Agencies

- **Contingencies**
 - Teacher Certification**
 - Staffing Changes**
 - Enrollment Changes**

- Design Contracts to Account for Contingencies**



Conclusion



Did we accomplish our objectives?

Examine funding requirements and contingencies.

Required forms and their procedures and due dates

Management of multiple funding sources and their effects

Subscribe to [OEL News!](#)

NYSED's
Office of Early Learning
(518) 474-5807
OEL@nysed.gov

